




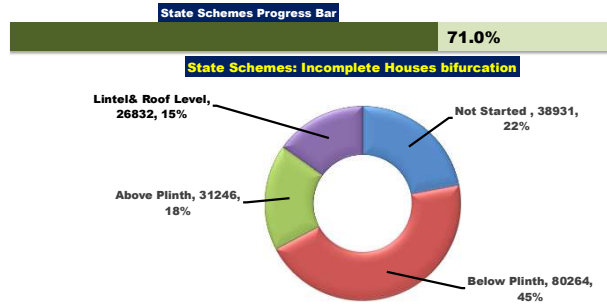
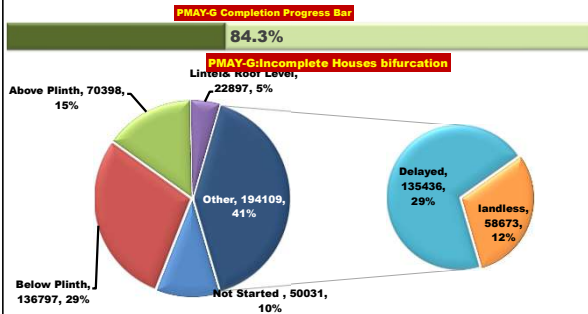
ग्रामीण गृहनिर्माण

दैनिक प्रगती अहवाल :

२४.०८.२०२३

प्रधानमंत्री आवास योजना ग्रामीण – मंजूरी, पूर्ण घरकुले, हप्ते वितरण, भूमिहीन, आर्थिकदृष्ट्या अपुर्ण
राज्य पुरस्कृत ग्रामीण आवास योजना – मंजूरी, पूर्ण घरकुले, हप्ते वितरण, आर्थिकदृष्ट्या अपुर्ण

योजना	एकूण मंजूरी	दैनिक मंजूरी	एकूण पूर्ण	दैनिक पूर्ण घरकुले	दैनिक पहिला हप्ता वितरीत	दैनिक दुसरा हप्ता वितरीत	दैनिक तिसरा हप्ता वितरीत
प्रधानमंत्री आवास योजना ग्रामीण	१३९२६७२	०	११७४१५९	४७०	७१	२३९	४५४
राज्य योजना	६११८५३	८९३	४३४५८०	४७९	११८७	४२८	५१०
एकूण	२००४५२५	८९३	१६०८७३९	९४९	१२५८	६६७	९६४



पहिला हप्ता मिळाल्यानंतर ३ महिने उलटूनही अपुर्ण घरकुले

पहिला हप्ता मिळाल्यानंतर ६ महिने उलटूनही अपुर्ण घरकुले

पहिला हप्ता मिळाल्यानंतर ९ महिने उलटूनही अपुर्ण घरकुले

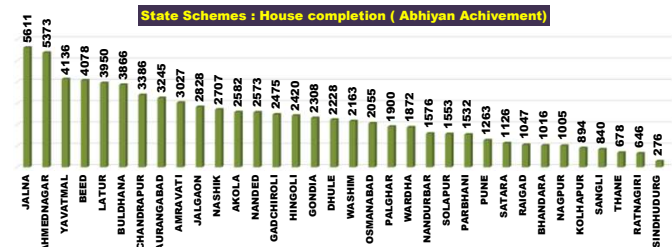
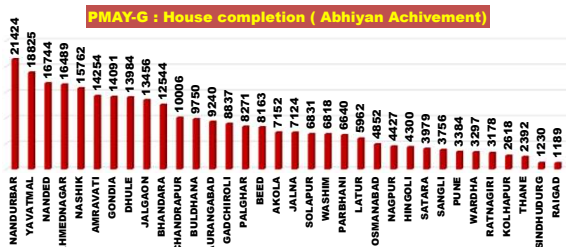
पहिला हप्ता मिळाल्यानंतर १२ महिने उलटूनही अपुर्ण घरकुले

पहिला हप्ता मिळाल्यानंतर १८ महिने उलटूनही अपुर्ण घरकुले

पहिला हप्ता मिळाल्यानंतर १० दिवसानंतरही दुसरा हप्ता न मिळालेली घरकुले

दुसरा हप्ता मिळाल्यानंतर १० दिवसानंतरही तिसरा हप्ता न मिळालेली घरकुले

तिसरा हप्ता मिळाल्यानंतर १० दिवसानंतरही अपुर्ण घरांची संख्या

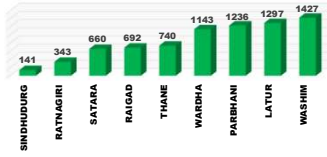


राज्य व्यवस्थापन कक्ष- ग्रामीण गृहनिर्माण

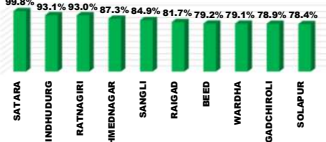
४ था मजला, दक्षिण कक्ष, सिडको भवन, सीबीडी बेलापूर, नवी मुंबई - ४०० ६१४.

Top and Bottom Ten Districts

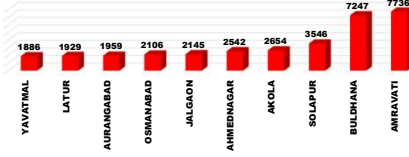
PMAY-G Delayed Houses TOP 10 Dist.



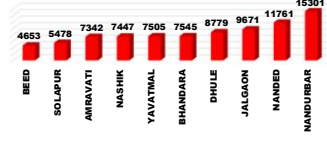
State Schemes Sanction TOP 10 Dist.



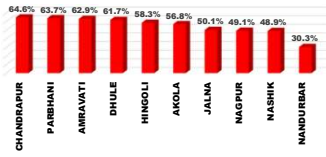
PMAY-G Remaining 1st Installments Bottom 10 Dist



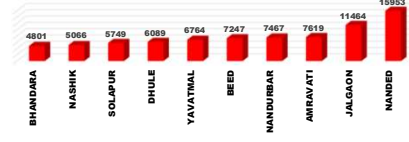
PMAY-G Delayed Houses Bottom 10 Dist.



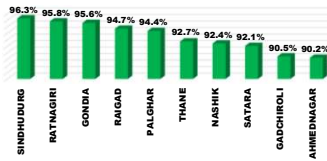
State Schemes Sanction Bottom 10 Dist.



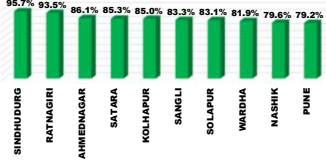
PMAY-G Remaining 2nd Installments Bottom 10 Dist



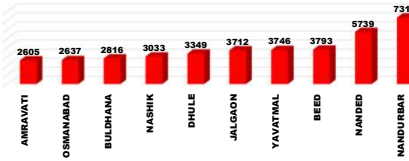
PMAY-G Completion TOP 10 Dist.



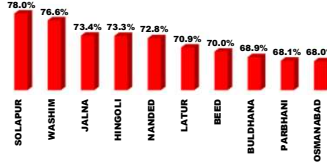
State Schemes Completion TOP 10 Dist.



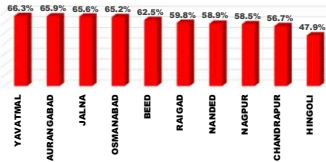
PMAY-G Remaining 3rd Installments Bottom 10 Dist



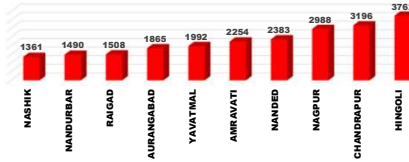
PMAY-G Completion Bottom 10 Dist.



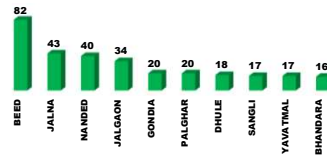
State Schemes Completion Bottom 10 Dist.



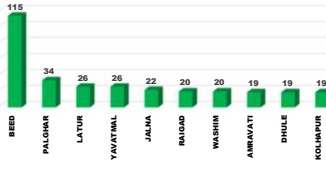
State Schemes Remaining 1st Installments Bottom 10 Dist



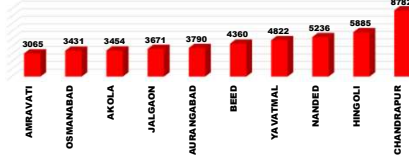
PMAY-G Daily Completion Top 10 Dist.



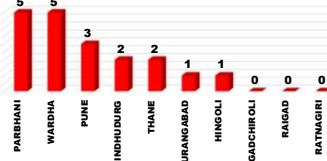
State Schemes Daily Completion Top 10 Dist.



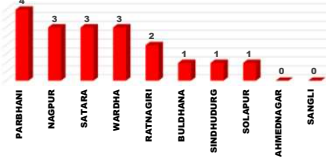
State Schemes Remaining 2nd Installments Bottom 10 Dist



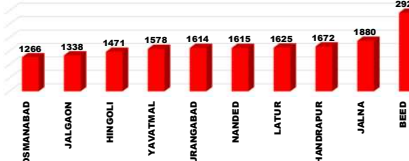
PMAY-G Daily Completion Bottom 10 Dist.



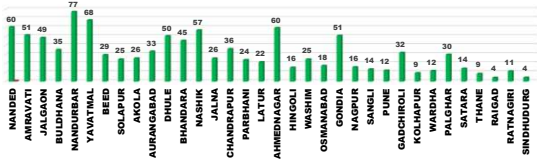
State Schemes Daily Completion Bottom 10 Dist.



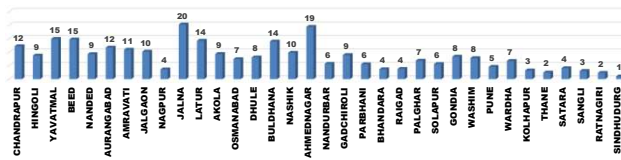
State Schemes Remaining 3rd Installments Bottom 10 Dist



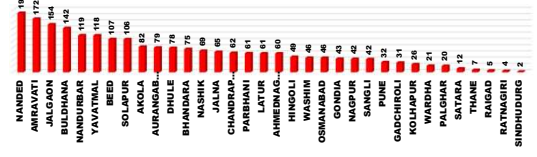
PMAY-G : Current Pace of Completion Per Day (Abhiyan)



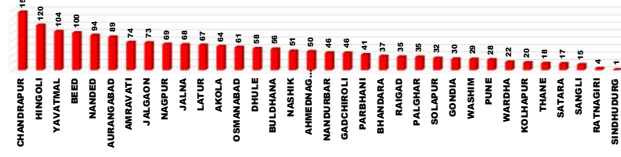
State Schemes : Current Pace of Completion Per Day (Abhiyan)



PMAY-G Required Pace of Completion Per Day



State Schemes Required Pace of Completion Per Day



प्रधानमंत्री आवास योजना ग्रामीण - मंजूरी (PWL+Awaas Plus)

Sr. No.	Division	Target (PWL+Awaas Plus)	23.08.2023	24.08.2023	Daily Achivement	Remaining
1	NASHIK DIV.	412019	411652	411640	0	379
2	AMRAVATI DIV.	270828	269018	268892	0	1936
3	AURANGABAD DIV.	236300	235230	235157	0	1143
4	NAGPUR DIV.	289034	288197	288170	0	864
5	KONKAN DIV.	69517	69466	69466	0	51
6	PUNE DIV.	120610	119352	119347	0	1263
Total		1398308	1392915	1392672	0	5636

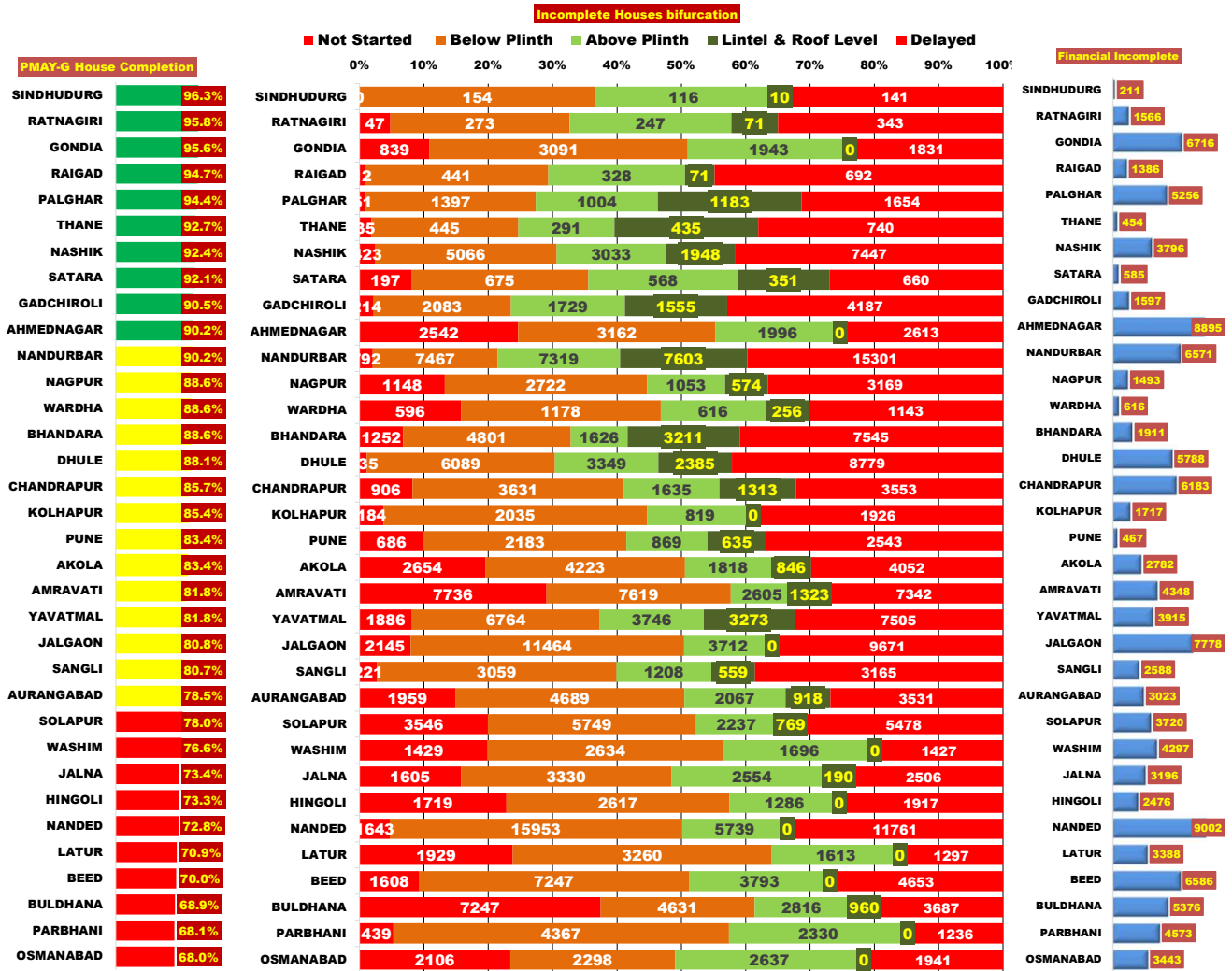
Sr. No.	District	Target (PWL+Awaas Plus)	23.08.2023	24.08.2023	Daily Achivement	Remaining
1	AHMEDNAGAR	60551	60467	60467	0	84
2	BEED	34984	34834	34834	0	150
3	BHANDARA	64125	63866	63866	0	259
4	BULDHANA	44705	44669	44669	0	36
5	CHANDRAPUR	42516	42434	42434	0	82
6	DHULE	64664	64639	64639	0	25
7	GADCHIROLI	31635	31617	31617	0	18
8	GONDIA	95992	95895	95895	0	97
9	HINGOLI	18083	18083	18083	0	0
10	KOLHAPUR	17410	17197	17197	0	213
11	LATUR	20415	20368	20368	0	47
12	NANDURBAR	118812	118784	118784	0	28
13	NASHIK	89431	89304	89304	0	127
14	OSMANABAD	14309	14162	14162	0	147
15	PALGHAR	35188	35188	35188	0	0
16	RAIGAD	9821	9819	9819	0	2
17	RATNAGIRI	9804	9791	9791	0	13
18	SANGLI	21508	21342	21342	0	166
19	SINDHUDURG	5132	5096	5096	0	36
20	SOLAPUR	47755	47125	47125	0	630
21	THANE	9572	9572	9572	0	0
22	NAGPUR	36720	36481	36480	-1	240
23	PARBHANI	18917	18807	18805	-2	112
24	SATARA	14707	14508	14506	-2	201
25	YAVATMAL	64233	63846	63844	-2	389
26	PUNE	19230	19180	19177	-3	53
27	AMRAVATI	93192	92740	92736	-4	456
28	JALNA	24035	24034	24029	-5	6
29	JALGAON	78561	78458	78446	-12	115
30	WARDHA	18046	17904	17878	-26	168
31	AURANGABAD	36366	36172	36139	-33	227
32	NANDED	69191	68770	68737	-33	454
33	WASHIM	20100	19399	19365	-34	735
34	AKOLA	48598	48364	48278	-86	320
Total		1398308	1392915	1392672	0	5636

प्रधानमंत्री आवास योजना - ग्रामीण : भूमिहीन लाभार्थी अहवाल

Sr. No.	District	Google Sheet Report			AwaasSoft Report			
		Total Landless	Provided land	Remaining	Landless beneficiaries tagged in AwaasSoft	Landless beneficiaries provided land	Remaining Landless	Remaining Tag (provided land)
1	DHULE	18	18	0	18	18	0	0
2	GADCHIROLI	8	8	0	9	9	0	-1
3	GONDIA	2450	2450	0	2457	2329	128	121
4	KOLHAPUR	257	257	0	253	228	25	29
5	NANDURBAR	0	0	0	0	0	0	0
6	PALGHAR	11	11	0	11	11	0	0
7	RAIGAD	6	6	0	6	6	0	0
8	RATNAGIRI	23	23	0	23	23	0	0
9	SINDHUDURG	420	420	0	418	418	0	2
10	NANDED	354	322	32	372	263	109	59
11	THANE	112	80	32	118	60	58	20
12	BEED	212	125	87	364	66	298	59
13	SANGLI	338	214	124	352	142	210	72
14	SATARA	852	697	155	857	636	221	61
15	PARBHANI	307	63	244	299	54	245	9
16	NASHIK	1794	1471	323	1687	1162	525	309
17	PUNE	2069	1603	466	2062	867	1195	736
18	WARDHA	2332	1817	515	2376	1802	574	15
19	CHANDRAPUR	2456	1912	544	2502	1614	888	298
20	NAGPUR	4587	3707	880	4595	3546	1049	161
21	HINGOLI	1713	796	917	1713	466	1247	330
22	JALNA	1359	406	953	1374	85	1289	321
23	BHANDARA	5015	4003	1012	5016	4109	907	-106
24	LATUR	2184	1150	1034	2258	815	1443	335
25	JALGAON	22530	21460	1070	22575	20900	1675	560
26	WASHIM	2813	1685	1128	2863	1495	1368	190
27	AURANGABAD	3266	1700	1566	3155	1805	1350	-105
28	OSMANABAD	2258	531	1727	2330	56	2274	475
29	YAVATMAL	3576	1656	1920	3348	1521	1827	135
30	AKOLA	7189	5216	1973	7131	5192	1939	24
31	AHMEDNAGAR	7586	5240	2346	7810	5117	2693	123
32	SOLAPUR	6559	3948	2611	6456	3261	3195	687
33	BULDHANA	15352	9266	6086	15705	9146	6559	120
34	AMRAVATI	20723	13727	6996	20296	13089	7207	638
	Total	120729	85988	34741	120809	80311	40498	5889

प्रधानमंत्री आवास योजना ग्रामीण - पूर्ण घरकूले

Sr. No.	Division	Sanction	23.08.2023	24.08.2023	Daily Achivement	Remaining	Avg. Completed Per Day From 20.11.22 to Today	To be Completed in Per Day till 30.11.23
1	AURANGABAD DIV.	235157	170401	170586	185	64571	228	659
2	NASHIK DIV.	411640	364545	364629	84	47011	293	480
3	AMRAVATI DIV.	268892	213891	213956	65	54936	205	561
4	NAGPUR DIV.	288170	261269	261330	61	26840	192	274
5	PUNE DIV.	119347	97939	97990	51	21357	74	218
6	KONKAN DIV.	69466	65644	65668	24	3798	59	39
Total		1392672	1173689	1174159	470	218513	1050	2230



प्रधानमंत्री आवास योजना ग्रामीण - पूर्ण घरकूले

Sr. No.	District	Sanction	23.08.2023	24.08.2023	Daily Achivement	Remaining	Completed & verified	To be Completed in Per Day till 30.11.23
1	BEED	34834	24309	24391	82	10443	22508	107
2	JALNA	24029	17587	17630	43	6399	16350	65
3	NANDED	68737	50014	50054	40	18683	47583	191
4	JALGAON	78446	63340	63374	34	15072	61239	154
5	GONDIA	95895	91649	91669	20	4226	91035	43
6	PALGHAR	35188	33182	33202	20	1986	31553	20
7	DHULE	64639	56961	56979	18	7660	52581	78
8	SANGLI	21342	17206	17223	17	4119	16295	42
9	YAVATMAL	63844	52216	52233	17	11611	48175	118
10	BHANDARA	63866	56540	56556	16	7310	52976	75
11	NASHIK	89304	82537	82553	16	6751	78834	69
12	WASHIM	19365	14808	14824	16	4541	14167	46
13	KOLHAPUR	17197	14665	14680	15	2517	14244	26
14	AMRAVATI	92736	75866	75879	13	16857	73453	172
15	AKOLA	48278	40237	40249	12	8029	38737	82
16	NANDURBAR	118784	107143	107154	11	11630	95603	119
17	CHANDRAPUR	42434	36335	36345	10	6089	34949	62
18	NAGPUR	36480	32310	32320	10	4160	30983	42
19	LATUR	20368	14428	14436	8	5932	13902	61
20	SATARA	14506	13346	13354	8	1152	12715	12
21	SOLAPUR	47125	36731	36739	8	10386	34824	106
22	BULDHANA	44669	30764	30771	7	13898	29015	142
23	AHMEDNAGAR	60467	54564	54569	5	5898	53698	60
24	OSMANABAD	14162	9627	9632	5	4530	8346	46
25	PARBHANI	18805	12808	12813	5	5992	12198	61
26	WARDHA	17878	15831	15836	5	2042	15232	21
27	PUNE	19177	15991	15994	3	3183	14804	32
28	SINDHUDURG	5096	4905	4907	2	189	4816	2
29	THANE	9572	8876	8878	2	694	8366	7
30	AURANGABAD	36139	28371	28372	1	7767	26506	79
31	HINGOLI	18083	13257	13258	1	4825	12706	49
32	GADCHIROLI	31617	28604	28604	0	3013	26036	31
33	RAIGAD	9819	9299	9299	0	520	8967	5
34	RATNAGIRI	9791	9382	9382	0	409	9153	4
Total		1392672	1173689	1174159	470	218513	1112549	2230

राज्यपुरस्कृत आवास योजना ग्रामीण - मंजूरी

Sr. No.	Division	Target	23.08.2023	24.08.2023	Daily Achivement	Sanction %	Remaining	Sanction State Rank
1	NASHIK DIV.	207115	119536	119965	429	57.9%	87150	5
2	NAGPUR DIV.	163668	109414	109789	375	67.1%	53879	4
3	AURANGABAD DIV.	269235	178249	178308	59	66.2%	90927	6
4	AMRAVATI DIV.	156577	103999	104026	28	66.4%	52551	3
5	KONKAN DIV.	44680	35117	35118	1	78.6%	9562	1
6	PUNE DIV.	79398	64646	64647	1	81.4%	14751	2
Total		920673	610961	611853	893	66.5%	308820	

Sr. No.	District	Target	23.08.2023	24.08.2023	Daily Achivement	Sanction %	Remaining	Sanction State Rank
1	DHULE	31410	19105	19370	265	61.7%	12040	20
2	NAGPUR	33291	16124	16352	228	49.1%	16939	15
3	WARDHA	14707	11527	11633	106	79.1%	3074	8
4	NANDURBAR	51420	15490	15560	70	30.3%	35860	13
5	PARBHANI	28616	18173	18227	54	63.7%	10389	18
6	AHMEDNAGAR	39938	34809	34860	51	87.3%	5078	33
7	NASHIK	49930	24367	24410	43	48.9%	25520	27
8	CHANDRAPUR	54555	35197	35233	36	64.6%	19322	34
9	AKOLA	34781	19724	19745	21	56.8%	15036	22
10	AMRAVATI	36242	22778	22785	7	62.9%	13457	26
11	LATUR	35747	26710	26714	4	74.7%	9033	31
12	GADCHIROLI	20609	16266	16269	3	78.9%	4340	14
13	GONDIA	18712	13871	13873	2	74.1%	4839	12
14	NANDED	34410	22330	22331	1	64.9%	12079	24
15	PUNE	17336	13140	13141	1	75.8%	4195	11
16	SINDHUDURG	2267	2109	2110	1	93.1%	157	1
17	AURANGABAD	36954	25515	25515	0	69.0%	11439	28
18	BEED	33057	26167	26167	0	79.2%	6890	30
19	BHANDARA	21794	16429	16429	0	75.4%	5365	16
20	BULDHANA	28967	20427	20427	0	70.5%	8540	23
21	HINGOLI	38798	22638	22638	0	58.3%	16160	25
22	JALGAON	34417	25765	25765	0	74.9%	8652	29
23	JALNA	38892	19469	19469	0	50.1%	19423	21
24	KOLHAPUR	16830	12904	12904	0	76.7%	3926	10
25	OSMANABAD	22761	17247	17247	0	75.8%	5514	17
26	PALGHAR	16073	11748	11748	0	73.1%	4325	9
27	RAIGAD	10569	8638	8638	0	81.7%	1931	5
28	RATNAGIRI	7197	6690	6690	0	93.0%	507	3
29	SANGLI	10132	8604	8604	0	84.9%	1528	4
30	SATARA	11532	11513	11513	0	99.8%	19	7
31	SOLAPUR	23568	18485	18485	0	78.4%	5083	19
32	THANE	8574	5932	5932	0	69.2%	2642	2
33	WASHIM	15828	10987	10987	0	69.4%	4841	6
34	YAVATMAL	40759	30083	30082	-1	73.8%	10677	32
Total		920673	610961	611853	893	66.5%	308820	

राज्यपुरस्कृत आवास योजना ग्रामीण - प्रलंबीत मंजूरी

Sr. No.	Division	रमाई आवास योजना	शबरी आवास योजना	आदीम आवास योजना	पारधी आवास योजना	य.च.मु.व योजना	धनगर आवास योजना	एकूण
1	KONKAN DIV.	1469	8043	25	3	22	0	9562
2	PUNE DIV.	10890	3621	4	55	20	161	14751
3	AMRAVATI DIV.	31970	20105	195	9	239	33	52551
4	NAGPUR DIV.	27518	24304	190	2	1838	27	53879
5	NASHIK DIV.	21453	65528	61	20	59	29	87150
6	AURANGABAD DIV.	61951	27604	238	26	268	840	90927
	Total	155251	149205	713	115	2446	1090	308820

Sr. No.	District	रमाई आवास योजना	शबरी आवास योजना	आदीम आवास योजना	पारधी आवास योजना	य.च.मु.व योजना	धनगर आवास योजना	एकूण
1	SATARA	19	0	0	0	0	0	19
2	SINDHUDURG	127	14	16	0	0	0	157
3	RATNAGIRI	400	84	0	1	22	0	507
4	SANGLI	1486	30	0	12	0	0	1528
5	RAIGAD	522	1407	0	2	0	0	1931
6	THANE	321	2315	6	0	0	0	2642
7	WARDHA	782	2220	72	0	0	0	3074
8	KOLHAPUR	3730	35	0	0	0	161	3926
9	PUNE	842	3315	4	14	20	0	4195
10	PALGHAR	99	4223	3	0	0	0	4325
11	GADCHIROLI	1078	3236	26	0	0	0	4340
12	GONDIA	3241	1583	0	0	0	15	4839
13	WASHIM	3625	1216	0	0	0	0	4841
14	AHMEDNAGAR	2654	2424	0	0	0	0	5078
15	SOLAPUR	4813	241	0	29	0	0	5083
16	BHANDARA	3871	1446	0	0	36	12	5365
17	OSMANABAD	5111	264	0	0	139	0	5514
18	BEED	5586	1298	0	6	0	0	6890
19	BULDHANA	5765	2742	0	0	0	33	8540
20	JALGAON	3578	5041	0	4	0	29	8652
21	LATUR	7196	933	0	4	67	833	9033
22	PARBHANI	7664	2670	0	0	55	0	10389
23	YAVATMAL	5759	4649	195	1	73	0	10677
24	AURANGABAD	7172	4261	0	6	0	0	11439
25	DHULE	3860	8121	0	0	59	0	12040
26	NANDED	5216	6617	238	8	0	0	12079
27	AMRAVATI	5253	8031	0	7	166	0	13457
28	AKOLA	11568	3467	0	1	0	0	15036
29	HINGOLI	7027	9133	0	0	0	0	16160
30	NAGPUR	12087	4848	0	0	4	0	16939
31	CHANDRAPUR	6459	10971	92	2	1798	0	19322
32	JALNA	16979	2428	0	2	7	7	19423
33	NASHIK	10414	15039	61	6	0	0	25520
34	NANDURBAR	947	34903	0	10	0	0	35860
	Total	155251	149205	713	115	2446	1090	308820

राज्यपुरस्कृत आवास योजना ग्रामीण - पूर्ण घरकूले

Sr. No.	Division	Sanction	23.08.2023	24.08.2023	Daily Achivement	Completion %	Remaining	To be Completed in Per Day till 30.11.23
1	AURANGABAD DIV.	178308	115362	115570	208	64.8%	62738	640
2	AMRAVATI DIV.	104026	71891	71972	81	69.2%	32054	327
3	KONKAN DIV.	35118	25856	25921	65	73.8%	9197	94
4	NASHIK DIV.	119965	92723	92769	46	77.3%	27196	278
5	PUNE DIV.	64647	53701	53741	40	83.1%	10906	111
6	NAGPUR DIV.	109789	74568	74607	39	68.0%	35182	359
	Total	611853	434101	434580	479	71.0%	177273	1809

Sr. No.	District	Sanction	23.08.2023	24.08.2023	Daily Achivement	Completion %	Remaining	To be Completed in Per Day till 30.11.23
1	BEED	26167	16246	16361	115	62.5%	9806	100
2	PALGHAR	11748	8296	8330	34	70.9%	3418	35
3	LATUR	26714	20154	20180	26	75.5%	6534	67
4	YAVATMAL	30082	19908	19934	26	66.3%	10148	104
5	JALNA	19469	12758	12780	22	65.6%	6689	68
6	RAIGAD	8638	5147	5167	20	59.8%	3471	35
7	WASHIM	10987	8122	8142	20	74.1%	2845	29
8	AMRAVATI	22785	15469	15488	19	68.0%	7297	74
9	DHULE	19370	13698	13717	19	70.8%	5653	58
10	KOLHAPUR	12904	10954	10973	19	85.0%	1931	20
11	NANDED	22331	13144	13162	18	58.9%	9169	94
12	PUNE	13141	10395	10412	17	79.2%	2729	28
13	AKOLA	19745	13501	13516	15	68.5%	6229	64
14	CHANDRAPUR	35233	19977	19991	14	56.7%	15242	156
15	NASHIK	24410	19408	19419	11	79.6%	4991	51
16	OSMANABAD	17247	11237	11247	10	65.2%	6000	61
17	NANDURBAR	15560	11032	11041	9	71.0%	4519	46
18	BHANDARA	16429	12779	12787	8	77.8%	3642	37
19	HINGOLI	22638	10834	10842	8	47.9%	11796	120
20	THANE	5932	4141	4149	8	69.9%	1783	18
21	JALGAON	25765	18586	18593	7	72.2%	7172	73
22	GADCHIROLI	16269	11778	11784	6	72.4%	4485	46
23	AURANGABAD	25515	16813	16818	5	65.9%	8697	89
24	GONDIA	13873	10953	10958	5	79.0%	2915	30
25	PARBHANI	18227	14176	14180	4	77.8%	4047	41
26	NAGPUR	16352	9558	9561	3	58.5%	6791	69
27	SATARA	11513	9814	9817	3	85.3%	1696	17
28	WARDHA	11633	9523	9526	3	81.9%	2107	22
29	RATNAGIRI	6690	6253	6255	2	93.5%	435	4
30	BULDHANA	20427	14891	14892	1	72.9%	5535	56
31	SINDHUDURG	2110	2019	2020	1	95.7%	90	1
32	SOLAPUR	18485	15368	15369	1	83.1%	3116	32
33	AHMEDNAGAR	34860	29999	29999	0	86.1%	4861	50
34	SANGLI	8604	7170	7170	0	83.3%	1434	15
	Total	611853	434101	434580	479	71.0%	177273	1809

राज्य योजना अपूर्ण घरकुले

Sr. No.	Division	रमाई आवास योजना	शबरी आवास योजना	आदीम आवास योजना	पारधी आवास योजना	य.च.मु.व योजना	धनगर आवास योजना	एकूण
1	KONKAN DIV.	1063	7538	576	0	8	12	9197
2	PUNE DIV.	9413	961	56	58	54	364	10906
3	NASHIK DIV.	12093	14769	25	126	20	163	27196
4	AMRAVATI DIV.	17673	10884	2229	211	1001	56	32054
5	NAGPUR DIV.	11174	18872	716	23	4387	10	35182
6	AURANGABAD DIV.	53198	8932	46	63	401	98	62738
Total		104614	61956	3648	481	5871	703	177273

Sr. No.	District	रमाई आवास योजना	शबरी आवास योजना	आदीम आवास योजना	पारधी आवास योजना	य.च.मु.व योजना	धनगर आवास योजना	एकूण
1	SINDHUDURG	89	1	0	0	0	0	90
2	RATNAGIRI	402	21	4	0	8	0	435
3	AHMEDNAGAR	2629	2196	0	16	20	0	4861
4	SATARA	1623	40	0	0	33	0	1696
5	KOLHAPUR	1535	12	0	0	20	364	1931
6	SANGLI	1423	7	0	4	0	0	1434
7	SOLAPUR	3029	78	0	8	1	0	3116
8	WARDHA	1292	632	182	1	0	0	2107
9	NASHIK	2596	2340	25	30	0	0	4991
10	PUNE	1803	824	56	46	0	0	2729
11	GONDIA	1436	1479	0	0	0	0	2915
12	BHANDARA	1569	1253	0	0	810	10	3642
13	PARBHANI	3291	561	0	0	195	0	4047
14	LATUR	6395	139	0	0	0	0	6534
15	WASHIM	1861	979	0	2	0	3	2845
16	BULDHANA	4973	492	0	17	0	53	5535
17	GADCHIROLI	1396	2799	290	0	0	0	4485
18	JALGAON	3441	3502	0	66	0	163	7172
19	NANDURBAR	1011	3508	0	0	0	0	4519
20	PALGHAR	65	3224	129	0	0	0	3418
21	DHULE	2416	3223	0	14	0	0	5653
22	THANE	261	1272	250	0	0	0	1783
23	AKOLA	4884	1310	0	35	0	0	6229
24	AMRAVATI	3556	3564	0	28	149	0	7297
25	YAVATMAL	2399	4539	2229	129	852	0	10148
26	AURANGABAD	7334	1356	0	7	0	0	8697
27	JALNA	6455	78	0	7	51	98	6689
28	OSMANABAD	5725	79	0	41	155	0	6000
29	BEED	9320	478	0	8	0	0	9806
30	RAIGAD	246	3020	193	0	0	12	3471
31	NANDED	8677	446	46	0	0	0	9169
32	NAGPUR	870	5908	0	6	7	0	6791
33	CHANDRAPUR	4611	6801	244	16	3570	0	15242
34	HINGOLI	6001	5795	0	0	0	0	11796
Total		104614	61956	3648	481	5871	703	177273

प्रधानमंत्री आवास योजना ग्रामीण - हप्ते वितरण

Sr. No.	Division	1st Installment (Daily Achivement)	1st Installment Remaining	2nd Installment (Daily Achivement)	2nd Installment Remaining	3rd Installment (Daily Achivement)	3rd Installment Remaining
1	AURANGABAD DIV.	18	13008	110	43761	182	22019
2	PUNE DIV.	10	4834	60	13701	110	5701
3	AMRAVATI DIV.	33	20952	36	25871	83	12681
4	NAGPUR DIV.	4	4955	16	17506	46	8602
5	NASHIK DIV.	6	6137	16	33248	31	19409
6	KONKAN DIV.	0	145	1	2710	2	1986
Total		71	50031	239	136797	454	70398

PMAY-G 1st Ins Pending

SINDHUDURG	0
RAIGAD	12
THANE	35
RATNAGIRI	47
PALGHAR	51
KOLHAPUR	184
SATARA	197
GADCHIROLI	214
SANGLI	221
DHULE	235
NASHIK	423
PARBHANI	439
WARDHA	596
PUNE	686
NANDURBAR	792
GONDIA	839
CHANDRAPUR	906
NAGPUR	1148
BHANDARA	1252
WASHIM	1429
JALNA	1605
BEED	1608
NANDED	1643
HINGOLI	1719
YAVATMAL	1886
LATUR	1929
AURANGABAD	1959
OSMANABAD	2106
JALGAON	2145
AHMEDNAGAR	2542
AKOLA	2654
SOLAPUR	3546
BULDHANA	7247
AMRAVATI	7736

PMAY-G 2nd Ins Pending

SINDHUDURG	154
RATNAGIRI	273
RAIGAD	441
THANE	445
SATARA	675
WARDHA	1178
PALGHAR	1397
KOLHAPUR	2035
GADCHIROLI	2083
PUNE	2183
OSMANABAD	2298
HINGOLI	2617
WASHIM	2634
NAGPUR	2722
SANGLI	3059
GONDIA	3091
AHMEDNAGAR	3162
LATUR	3260
JALNA	3330
CHANDRAPUR	3631
AKOLA	4223
PARBHANI	4367
BULDHANA	4631
AURANGABAD	4689
BHANDARA	4801
NASHIK	5066
SOLAPUR	5749
DHULE	6089
YAVATMAL	6764
BEED	7247
NANDURBAR	7467
AMRAVATI	7619
JALGAON	11464
NANDED	15953

PMAY-G 3rd Ins Pending

SINDHUDURG	116
RATNAGIRI	247
THANE	291
RAIGAD	328
SATARA	568
WARDHA	616
KOLHAPUR	819
PUNE	869
PALGHAR	1004
NAGPUR	1053
SANGLI	1208
HINGOLI	1286
LATUR	1613
BHANDARA	1626
CHANDRAPUR	1635
WASHIM	1696
GADCHIROLI	1729
AKOLA	1818
GONDIA	1943
AHMEDNAGAR	1996
AURANGABAD	2067
SOLAPUR	2237
PARBHANI	2330
JALNA	2554
AMRAVATI	2605
OSMANABAD	2637
BULDHANA	2816
NASHIK	3033
DHULE	3349
JALGAON	3712
YAVATMAL	3746
BEED	3793
NANDED	5739
NANDURBAR	7319

प्रधानमंत्री आवास योजना ग्रामीण - हप्ते वितरण

Sr. No.	District	1st Installment (Daily Achivement)	1st Installment Remaining	2nd Installment (Daily Achivement)	2nd Installment Remaining	3rd Installment (Daily Achivement)	3rd Installment Remaining
1	SANGLI	0	221	32	3059	69	1208
2	PARBHANI	2	439	37	4367	40	2330
3	BEED	0	1608	36	7247	39	3793
4	AKOLA	12	2654	18	4223	43	1818
5	AURANGABAD	2	1959	16	4689	31	2067
6	SOLAPUR	5	3546	19	5749	25	2237
7	BULDHANA	18	7247	7	4631	19	2816
8	NANDED	10	1643	2	15953	24	5739
9	NASHIK	6	423	10	5066	14	3033
10	JALNA	4	1605	5	3330	20	2554
11	YAVATMAL	3	1886	8	6764	12	3746
12	HINGOLI	0	1719	7	2617	14	1286
13	CHANDRAPUR	3	906	4	3631	13	1635
14	LATUR	0	1929	7	3260	13	1613
15	SATARA	5	197	9	675	5	568
16	NAGPUR	1	1148	1	2722	14	1053
17	GONDIA	0	839	3	3091	12	1943
18	JALGAON	0	2145	5	11464	8	3712
19	AMRAVATI	0	7736	3	7619	9	2605
20	GADCHIROLI	0	214	7	2083	4	1729
21	AHMEDNAGAR	0	2542	1	3162	7	1996
22	KOLHAPUR	0	184	0	2035	6	819
23	PUNE	0	686	0	2183	5	869
24	WARDHA	0	596	1	1178	3	616
25	THANE	0	35	1	445	2	291
26	NANDURBAR	0	792	0	7467	2	7319
27	OSMANABAD	0	2106	0	2298	1	2637
28	BHANDARA	0	1252	0	4801	0	1626
29	DHULE	0	235	0	6089	0	3349
30	PALGHAR	0	51	0	1397	0	1004
31	RAIGAD	0	12	0	441	0	328
32	RATNAGIRI	0	47	0	273	0	247
33	SINDHUDURG	0	0	0	154	0	116
34	WASHIM	0	1429	0	2634	0	1696
	Total	71	50031	239	136797	454	70398

राज्यपुरस्कृत आवास योजना ग्रामीण - हप्ते वितरण

Sr. No.	Division	1st Installment (Daily Achivement)	1st Installment Remaining	2nd Installment (Daily Achivement)	2nd Installment Remaining	3rd Installment (Daily Achivement)	3rd Installment Remaining
1	AURANGABAD DIV.	247	13007	255	30441	352	13399
2	NAGPUR DIV.	298	9004	48	17036	64	4248
3	AMRAVATI DIV.	242	5857	69	14565	52	5102
4	NASHIK DIV.	233	5811	36	10785	26	5411
5	PUNE DIV.	157	2557	17	4326	12	1803
6	KONKAN DIV.	10	2695	3	3111	4	1283
Total		1187	38931	428	80264	510	31246

State Schemes 1st Ins Pending

SINDHUDURG	5
RATNAGIRI	42
PALGHAR	151
SANGLI	165
PUNE	372
BULDHANA	466
WASHIM	507
KOLHAPUR	520
WARDHA	551
GONDIA	566
SOLAPUR	576
AKOLA	638
PARBHANI	647
AHMEDNAGAR	817
BHANDARA	822
JALNA	866
GADCHIROLI	881
DHULE	892
SATARA	924
LATUR	981
THANE	989
OSMANABAD	1184
JALGAON	1251
BEED	1319
NASHIK	1361
NANDURBAR	1490
RAIGAD	1508
AURANGABAD	1865
YAVATMAL	1992
AMRAVATI	2254
NANDED	2383
NAGPUR	2988
CHANDRAPUR	3196
HINGOLI	3762

State Schemes 2nd Ins Pending

SINDHUDURG	53
RATNAGIRI	115
THANE	269
SATARA	296
SANGLI	679
NANDURBAR	719
WARDHA	903
KOLHAPUR	963
RAIGAD	1038
PUNE	1038
SOLAPUR	1350
GONDIA	1356
WASHIM	1456
BHANDARA	1469
GADCHIROLI	1500
NASHIK	1616
PALGHAR	1636
BULDHANA	1768
DHULE	2094
PARBHANI	2368
JALNA	2456
AHMEDNAGAR	2685
LATUR	2915
NAGPUR	3026
AMRAVATI	3065
OSMANABAD	3431
AKOLA	3454
JALGAON	3671
AURANGABAD	3790
BEED	4360
YAVATMAL	4822
NANDED	5236
HINGOLI	5885
CHANDRAPUR	8782

State Schemes 3rd Ins Pending

SINDHUDURG	22
RATNAGIRI	88
THANE	158
SATARA	200
KOLHAPUR	261
WARDHA	269
SANGLI	288
NAGPUR	348
BHANDARA	368
RAIGAD	440
PUNE	469
GONDIA	571
PALGHAR	575
SOLAPUR	585
WASHIM	704
AMRAVATI	774
NASHIK	812
NANDURBAR	838
AKOLA	974
PARBHANI	1003
GADCHIROLI	1020
BULDHANA	1072
AHMEDNAGAR	1190
DHULE	1233
OSMANABAD	1266
JALGAON	1338
HINGOLI	1471
YAVATMAL	1578
AURANGABAD	1614
NANDED	1615
LATUR	1625
CHANDRAPUR	1672
JALNA	1880
BEED	2925

राज्यपुरस्कृत आवास योजना ग्रामीण -हप्ते वितरण

Sr. No.	District	1st Installment (Daily Achivement)	1st Installment Remaining	2nd Installment (Daily Achivement)	2nd Installment Remaining	3rd Installment (Daily Achivement)	3rd Installment Remaining
1	NAGPUR	231	2988	17	3026	20	348
2	DHULE	185	892	0	2094	0	1233
3	HINGOLI	42	3762	60	5885	77	1471
4	AMRAVATI	167	2254	0	3065	2	774
5	PARBHANI	136	647	15	2368	18	1003
6	PUNE	156	372	2	1038	0	469
7	BEED	21	1319	59	4360	66	2925
8	AURANGABAD	15	1865	50	3790	71	1614
9	AKOLA	35	638	50	3454	19	974
10	LATUR	4	981	29	2915	52	1625
11	CHANDRAPUR	46	3196	6	8782	18	1672
12	JALNA	3	866	27	2456	38	1880
13	YAVATMAL	36	1992	9	4822	21	1578
14	NANDED	22	2383	11	5236	24	1615
15	AHMEDNAGAR	21	817	13	2685	14	1190
16	GONDIA	4	566	25	1356	13	571
17	NASHIK	19	1361	8	1616	7	812
18	JALGAON	8	1251	15	3671	5	1338
19	BULDHANA	2	466	8	1768	8	1072
20	GADCHIROLI	11	881	0	1500	6	1020
21	SOLAPUR	1	576	9	1350	7	585
22	OSMANABAD	4	1184	4	3431	6	1266
23	RAIGAD	10	1508	0	1038	3	440
24	WARDHA	6	551	0	903	7	269
25	SATARA	0	924	6	296	4	200
26	WASHIM	2	507	2	1456	2	704
27	THANE	0	989	2	269	1	158
28	PALGHAR	0	151	1	1636	0	575
29	SANGLI	0	165	0	679	1	288
30	BHANDARA	0	822	0	1469	0	368
31	KOLHAPUR	0	520	0	963	0	261
32	NANDURBAR	0	1490	0	719	0	838
33	RATNAGIRI	0	42	0	115	0	88
34	SINDHUDURG	0	5	0	53	0	22
	Total	1187	38931	428	80264	510	31246

प्रधानमंत्री आवास योजना ग्रामीण - Delayed Houses

■ पहिला हप्ता मिळाल्यानंतर १२ महिने उलटूनही अपूर्ण घरकुले
 ■ पहिला हप्ता मिळाल्यानंतर १८ महिने उलटूनही अपूर्ण घरकुले
 ■ पहिला हप्ता मिळाल्यानंतर १० दिवसानंतरही दुसरा हप्ता न मिळालेली घरकुले
 ■ दुसरा हप्ता मिळाल्यानंतर १० दिवसानंतरही तिसरा हप्ता न मिळालेली घरकुले
 ■ तिसरा हप्ता मिळाल्यानंतर १० दिवसानंतरही अपूर्ण घरांची संख्या

जिल्हा	पहिला हप्ता मिळाल्यानंतर १२ महिने उलटूनही अपूर्ण घरकुले	पहिला हप्ता मिळाल्यानंतर १८ महिने उलटूनही अपूर्ण घरकुले	पहिला हप्ता मिळाल्यानंतर १० दिवसानंतरही दुसरा हप्ता न मिळालेली घरकुले	दुसरा हप्ता मिळाल्यानंतर १० दिवसानंतरही तिसरा हप्ता न मिळालेली घरकुले	तिसरा हप्ता मिळाल्यानंतर १० दिवसानंतरही अपूर्ण घरांची संख्या
AHMEDNAGAR	2613	1537	3040	1668	33
AKOLA	4052	3132	3588	1023	623
AMRAVATI	7342	4942	6892	1701	1094
AURANGABAD	3531	2098	4409	1389	694
BEED	4653	1749	6175	2243	555
BHANDARA	7545	4378	4157	1077	2638
BULDHANA	3687	1902	4182	1379	812
CHANDRAPUR	3553	1785	3078	951	649
DHULE	8779	3901	5720	2567	1851
GADCHIROLI	4187	2219	2003	1382	1306
GONDIA	1831	1501	2848	1408	190
HINGOLI	1917	640	2431	785	155
JALGAON	9671	6275	10639	2446	635
JALNA	2506	1008	3106	1655	417
KOLHAPUR	1926	621	1811	562	147
LATUR	1297	651	3143	876	94
NAGPUR	3169	2160	2493	846	636
NANDED	11761	8250	15152	3344	398
NANDURBAR	15301	9832	7217	5613	6126
NASHIK	7447	3361	4711	2370	1668
OSMANABAD	1941	558	1574	2407	12
PALGHAR	1654	560	1298	792	1003
PARBHANI	1236	664	4016	1272	110
PUNE	2543	1614	1900	689	594
RAIGAD	692	325	427	281	166
RATNAGIRI	343	29	259	196	136
SANGLI	3165	2039	2806	772	319
SATARA	660	257	606	385	245
SINHDURG	141	54	138	106	30
SOLAPUR	5478	4254	5212	1477	694
THANE	740	171	441	225	299
WARDHA	1143	658	962	508	229
WASHIM	1427	754	2223	1098	54
YAVATMAL	7505	3927	6371	2465	1957